

**SUMMER HOLIDAYS HOMEWORK 2025-26**

**CLASS-II**



Dear parents,

Summer vacation comes wrapped with an amazing opportunity to spend time with your children and get closer to them. Though instilling good manners and etiquettes in your child is a long process, this is the best time when you can lay emphasis and work on their life skills.

Here are some steps which will help you to give your child core values for life:

1. Teach your child to wait for their turn to speak and not to interrupt when you are speaking. Make sure that when you are done, you give the child your full attention. Children learn by seeing, so show them to respect others by respecting others, yourself.
2. Set the table for a family dinner, using proper dishes and cutlery. Place the forks on one side of the plate, and the spoons and knives on the other. Add a napkin and a glass, and place them in their proper position. Use the proper utensils as needed, as well as the napkin.
3. Tell them the most important table manners a lot of times: Napkin on the lap, elbows off the table, and not to eat with your mouth open.

4. Teach your child to say 'thank you' by having them hear you say it. No matter how young they are, never forget to say 'thank you' to them each time they hand you over something, even if it is their bottle.
5. Always say 'please' each time when you ask something from your child. Children learn by what they see and hear by their parents. A hug and kiss by you, will make sure that they always remember to say that word.
6. Take Permission. If you want to borrow something, don't just help yourself. Ask permission and make sure you return whatever you borrow in the same or better condition.
7. Stay calm. Each time you start yelling or losing your temper, you may lose a little of your child's respect.
8. Teach your child to take compliments courteously by saying 'thank you' at appropriate times. Children copy what they see and hear, so make it a point always to use those words.
10. Remember to practice what you preach.....!!!



The Holiday Homework should be done by the student only, otherwise it won't be considered.



**Dear Students,**

Let's make your holidays fun and fruitful! Complete the following English activities to keep learning while enjoying your break.

### **1. Story Time & Vocabulary Builder (To be done on A3 size sheets)**

 Read **any two** stories from the following:


>The Jungle Book

> Alice in Wonderland

>Thumbelina

>The Gingerbread Man

 Pick **10 new words** from the stories.


 Make a **Pictionary** – include the word, its meaning, and paste or draw a related picture.

### **2. Handwriting Practice (To be done in a new notebook)**

 Write **10 pages** of neat handwriting using short paragraphs or rhymes.

### **3. Grammar Fun – Opposites (To be done on A4 size sheet)**

 Write **10 pairs of opposite words**.

 Paste a picture with each word.

 Frame **sentences** using each pair (one word per sentence).


### **4. Pronoun Picture Fun (To be done on A4 size sheet)**


 Paste **5 pictures** each of people, animals, objects, and groups.

 Identify the correct **pronoun** (he/she/it/they/we).

 Write **one descriptive sentence** for each picture using a pronoun.

### **5. Action Time! (To be done on A3 size sheets)**

 Paste pictures of yourself doing **10 action words** (e.g., run, jump, read).

 Write the **action word** and a simple sentence using each word.

Class – II ENGLISH HOLIDAY HOMEWORK ASSIGNMENT

Name: \_\_\_\_\_ Sec: \_\_\_\_\_ Roll No.: \_\_\_\_\_

**Q1) Fill in the blanks with 'is', 'am' or 'are'.**

- a) I \_\_\_\_\_ going to the market.
- b) She \_\_\_\_\_ a good girl.
- c) They \_\_\_\_\_ playing in the park.
- d) He \_\_\_\_\_ writing a letter.
- e) You \_\_\_\_\_ very smart.
- f) We \_\_\_\_\_ happy today.
- g) It \_\_\_\_\_ raining outside.

**Q2) Fill in the blanks with 'has' or 'have'.**

- a) I \_\_\_\_\_ a red bicycle.
- b) She \_\_\_\_\_ long hair.
- c) They \_\_\_\_\_ many toys.
- d) Riya \_\_\_\_\_ a pet cat.
- e) We \_\_\_\_\_ fun at school.
- f) He \_\_\_\_\_ a pencil box.

**Q3) Fill in the blanks with 'a' or 'an'.**

- a) He ate \_\_\_\_\_ orange.
- b) I saw \_\_\_\_\_ elephant at the zoo.
- c) She has \_\_\_\_\_ apple and \_\_\_\_\_ banana.
- d) That is \_\_\_\_\_ umbrella.
- e) He is \_\_\_\_\_ honest man.
- f) I bought \_\_\_\_\_ new book.

**Q4) Underline the nouns in the following sentences.**

- a) The cat is sleeping.
- b) Rahul is playing with a ball.
- c) My mother is cooking food.
- d) We saw a tiger in the zoo.
- e) The book is on the table.
- f) Rita is my best friend.

**Q5) Write the opposite words.**

<b>A</b>	<b>B</b>
a) Young	_____
b) Weak	_____
c) Bright	_____
d) Empty	_____
e) Hard	_____
f) Tall	_____
g) Fast	_____

**Q6) Circle the correct pronoun in the sentence.**

- a) **Raj** is my friend. (He / I) likes to paint.
- b) **Anya** is a kind girl. (We / She) helps everyone.
- c) **Rahul** and **I** are playing. (We / They) are in the park.
- d) Look at the **dog**! (It / She) is barking.
- e) **Ron** and **John** are best friends. (They / We) live next door.

**Q7) Write the word's meaning and make sentences with each word**

a) Cheerful- \_\_\_\_\_  
\_\_\_\_\_  
\_\_\_\_\_

b) Stumble \_\_\_\_\_  
\_\_\_\_\_  
\_\_\_\_\_

**Q8) Answer the following questions**

**1. What should we do when things get tough?**

\_\_\_\_\_  
\_\_\_\_\_  
\_\_\_\_\_

**2. How can you play your part?**

---

---

---

**3. What did Little Sparrow's mother tell him about strength?**

---

---

---

**4. Why was the little sparrow scared?**

---

---

---

**Q9) Add -s or -es to make the given words more than one**

a) Glass-\_\_\_\_\_

b) School-\_\_\_\_\_

c) Watch-\_\_\_\_\_

d) Mango-\_\_\_\_\_

e) Book-\_\_\_\_\_

f) Bush-\_\_\_\_\_





## CREATIVE TASK

- 1) Fun Facts of Addition- Make different colourful flowers using colourful sheets to show facts of addition.



- 2) Visit a market with your parents and purchase any five healthy food items. Paste their pictures and write their prices on A4 size sheet like given below.



Rs. 250



Rs.300

Then write its:-

1. Before and After
2. Ascending Order
3. Descending Order
4. Circle the biggest number
5. Circle the smallest number
6. Add the total amount spent on them

Do the given work in separate notebook

- 3) Learn and write tables of 2,3,4,5 and 10 once in a week.
- 4) Practice 5 sums of addition and subtraction once in a week.
- 5) Do practice of counting (0-700) and backward counting (500-0).

**NEO CONVENT SR. SEC. SCHOOL , PASCHIM VIHAR, NEW DELHI-63**  
**Class – II      MATHEMATICS HOLIDAY HOMEWORK ASSIGNMENT**

Name: \_\_\_\_\_ Sec: \_\_\_\_\_ Roll No. \_\_\_\_\_

**Q1. Put the sign of  $<$ ,  $>$ ,  $=$ .**

a)  $432$  \_\_\_\_\_  $234$

b)  $222$  \_\_\_\_\_  $222$

c)  $117$  \_\_\_\_\_  $337$

d)  $400$  \_\_\_\_\_  $409$

**Q2. Rearrange the numbers -**

**a) Ascending order**

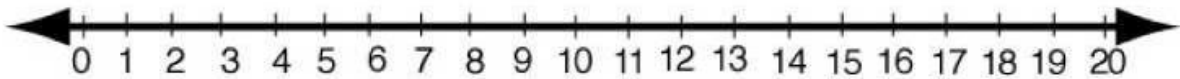
256, 113, 456, 324, 109 \_\_\_\_\_

**b) Descending order**


344, 265, 287, 119, 475 \_\_\_\_\_

**Q3. Solve the following on the number line.**

a.  $12 + 6 =$  \_\_\_\_\_



b.  $18 - 4 =$  \_\_\_\_\_



**Q4. Fill in the blanks.**

a)  $3 \times 4 =$  \_\_\_\_\_

d)  $2 \times 6 =$  \_\_\_\_\_

b)  $4 \times 3 =$  \_\_\_\_\_

e)  $10 \times 7 =$  \_\_\_\_\_

c)  $5 \times 0 =$  \_\_\_\_\_

f)  $8 \times 1 =$  \_\_\_\_\_



**Q5. Rohit has 56 red balls and 34 black balls. How many balls does he have altogether?**

Sol. \_\_\_\_\_  
\_\_\_\_\_  
\_\_\_\_\_  
\_\_\_\_\_

**Q6. Raja has 155 chocolates. He gave 50 of them to his brother. How many chocolates are left with him now?**

Sol. \_\_\_\_\_  
\_\_\_\_\_  
\_\_\_\_\_  
\_\_\_\_\_

**Q7. Write the number names or numerals of the following:**

- a) 147- \_\_\_\_\_
- b) 212- \_\_\_\_\_
- c) One hundred fifty two - \_\_\_\_\_
- d) Two hundred thirty four \_\_\_\_\_
- e) 200- \_\_\_\_\_

**Q8. Write after, before and in between the following numbers.**

- a) 321 \_\_\_\_\_
- b) \_\_\_\_\_ 400
- c) \_\_\_\_\_ 237 \_\_\_\_\_
- d) 300 \_\_\_\_\_

**Q9. Find the missing number.**

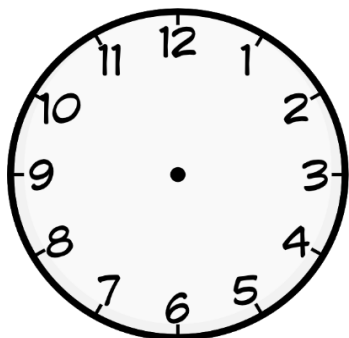
- a) 366 , \_\_\_\_\_ , 368, \_\_\_\_\_ , \_\_\_\_\_
- b) 499, \_\_\_\_\_ 501 , \_\_\_\_\_ , 503
- c) \_\_\_\_\_ , 110, \_\_\_\_\_ , 112
- d) 289, \_\_\_\_\_ 291, \_\_\_\_\_ , \_\_\_\_\_

**Q10. Add the following :**


	T	O				T	O				T	O	
	2	2				2	9				4	8	
+	6	8			+	6	6				+	4	5
	<hr/>					<hr/>					<hr/>		
	<hr/>					<hr/>					<hr/>		
	T	O				T	O				T	O	
	6	6				3	8				5	5	
+	2	7			+	4	4				+	3	7
	<hr/>					<hr/>					<hr/>		
	<hr/>					<hr/>					<hr/>		

**Q11. Show the time on the given clocks.**


a) 10 O'clock



2) 6 O'clock



**Q12. Tell the time given in the clocks.**



a) \_\_\_\_\_



b) \_\_\_\_\_

Q13. Write if the number is odd or even-

a) 211 \_\_\_\_\_

c) 098 \_\_\_\_\_

b) 154 \_\_\_\_\_

d) 167 \_\_\_\_\_

Q.14 Subtract the following.

Tens	Ones
5	4
- 2	1

Tens	Ones
6	8
- 4	0

Tens	Ones
7	2
- 4	1

Tens	Ones
8	7
- 3	1

Tens	Ones
4	5
- 2	3

Tens	Ones
1	3
-	3



### **TRASH TO TREASURE!!**

Let your creative juices flow..!!!.Create a masterpiece which is a usable item or an artistic presentation from waste material at home. Like, newspapers, old CDs, water bottles, cardboard, ice cream sticks, etc. Take assistance from your parents to complete the activity. The list of the items to be prepared is endless but just a few examples are as follows:- Pen holder, wall hanging, file folder, bird feeder etc.

### **FLASH AND LEARN!**

Let us all make creative flashcards according to our roll nos.

1 to 10 - My sense organs

11 to 20 - Festivals of India

21 to 30 - Indoor games

31 to 40 - Outdoor games

Make sure that each flashcard is covered with a plastic sheet.

### **ART FOR EARTH!**

Little explorers, get ready to mix learning with creativity! It's time to pick up your crayons, sketch pens and imagination because you're going to make your very own EVS poster!

Here is a list of topics, you can choose from -

Save water, every drop counts!

Keep our surroundings clean

Good habits everyday

Reduce, Reuse, Recycle

Our helpers in the community

Choose any 1 topic and make a colourful poster on an A3 size sheet.

Name: \_\_\_\_\_ Sec: \_\_\_\_\_ Roll No. \_\_\_\_\_

**Q1. Fill in the blanks -**

Plastic, Natural, Respect, Uncle, Aluminium, Nuclear, Clay, Surname

1. We should .....our elders.
2. A ..... has one set of parents.
3. .... is a natural material.
4. Lunch boxes are made of .....
5. A family has a common .....
6. My father's brother is my .....
7. .... is a common metal found on Earth.
8. Things found in nature and not made by humans are ..... things.

**Q2. What do you call these relatives -**

1. Your mother's mother.....
2. Your mother's father.....
3. Your father's mother.....
4. Your father's father.....
5. Your mother's sister.....
6. Your father's sister.....

**Q3. Give examples of the following –**

1. Natural things

.....

2. Human made things

.....

3. Natural materials

.....

4. Human made materials

.....

5. Metals

.....

6. Things made of plastic

.....

7. Things made of rubber

.....

8. Indoor games

.....

9. Outdoor games

.....

10. Recreational places

.....

**Q4. Match the following -**

1. Mother.

a. Small

2. Father

b. Bottles

3. Silk

c. Pot

4. Nuclear

d. Paternal

5. Wool

e. Silkworm

6. Clay

f. Maternal

7. Glass

g. Sheep

**Q5. Draw any 3 natural things and label them -**

--	--	--

**Q6. Draw any 3 human made things and label them -**

--	--	--



**Q7. Answer the following questions –**

a. What is nuclear family?

---

---

b. How can we save Earth? Write 2 points.

---

---

c. What is recreation? Also write it's importance.

---

---

d. What is a joint family?

---

---

e. Name any 3 things that are made in factories by humans.

---

**Q8. Jumbled words -.**

1. T U N A - .....

2. L A S G S - .....

3. L E U C N - .....

4. O L I S - .....

# हिन्दी

हिंदी अवकाश कार्य

पाठ्यपुस्तक

पाठ 1 से 2 को पुनः पढ़ें तथा शब्दार्थ व प्रश्नोत्तर अभ्यास कार्य याद करें।

लेखनकार्य

- गर्मी के मौसम विषय पर दस पंक्तियाँ लिखिए।
- प्रतिदिन एक पेज सुलेख लिखो।
- एक सप्ताह में 3 बार (1 से 10) तक गिनती लिखें।
  - कविता सवेरे सवेरे की पंक्तियाँ पांच बार लिखिए और याद कीजिए।

गतिविधि कार्य

**मेरी भावनाएँ**

कार्यरूप

5 भावनाएँ चुनें (जैसे खुशी, दुखी, गुस्सा, डर, हैरानी)  
हर भावना पर एक चित्र बनाएं और 5 पंक्तिया लिखें।  
उदाहरण- मैं खुश होता हूँ जब मुझे आइसक्रीम मिलती है।

**चित्रों के साथ शब्दों का संग्रह**

कार्यरूप- 10 नए हिंदी शब्दों का चित्रों के साथ संग्रह बनाएं।

विधिरूप- प्रत्येक शब्द के लिए एक चित्र बनाएं या चिपकाएं, और नीचे उसका सही उच्चारण और अर्थ लिखें।

**मेरी अपनी नैतिक कहानी**

कार्यरूप- एक मौलिक छोटी नैतिक कहानी खुद सोचें और 5 वाक्य लिखें।

विषय उदाहरण ईमानदारी, मदद, सच्चाई, शेयरिंग

चित्र भी बनाएं।

पठनकार्य

पढ़ने की क्षमता विकसित करने के लिए समाचार पत्र का एक अनुच्छेद प्रतिदिन पढ़ने का प्रयास करें।

निओ कॉन्वेंट स्कूल, पश्चिम विहार, नई दिल्ली-110063

विषय-हिन्दी

कार्यभार

कक्षा-दूसरी

नाम-..... भाग- .....

प्र1. दिए गए चित्रों के नामलिखें।




.....



.....



.....



.....



.....

प्र2. दिए गए प्रश्नों के उत्तर लिखें।

1. तीन पक्षियों के नाम लिखो- .....
2. तीन पशुओं के नाम लिखो- .....
3. तीन फूलों के नाम लिखो- .....

प्र3. विलोम शब्द लिखें।

1. अंदर – .....
2. लाभ– .....
3. कडवा – .....
4. इधर – .....
5. कोमल – .....
6. सुखा – .....

प्र4 शब्दार्थ लिखिए और उनके वाक्य बनाइए।

- 1 बगीचा – .....  
.....
- 2 गमला – .....  
.....
- 3 अंकुर – .....  
.....
- 4 सदा – .....  
.....
- 5 त्यागना – .....  
.....

प्र5 प्रश्नों के उत्तर लिखिए।

- 1 सवेरे उठने का क्या लाभ है?  
.....  
.....
- 2 सुबह-सुबह चिड़ियों ने क्या आवाज लगाई?  
.....  
.....
- 3 बागवानी किसे कहते हैं?

4 जमीन के अंदर कोन सी सब्जी होती है?

प्र5 चित्र देखकर पाँच वाक्य लिखिए।



.....

.....

.....

.....

.....

.....

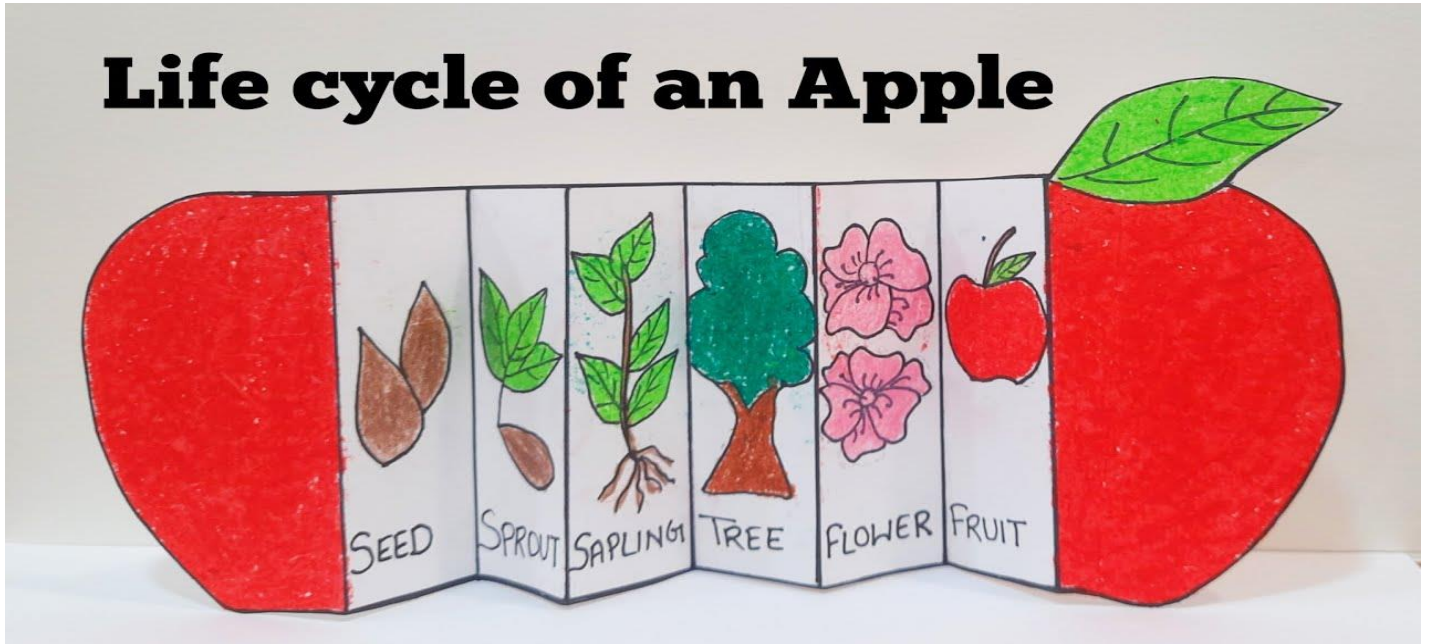
.....





1 Make a life cycle of any fruit of your choice

Eg-



2 Do page no 13 to 24 in Art File.

### 3 Build a dog

